



# Bada-bing Jewellery

**To Print:**

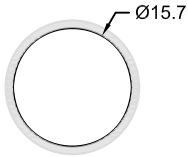
Select A4 as the paper size. Under page scaling select "None". This will ensure an accurate representation of the ring sizes is printed.

**How to find your ring size:**

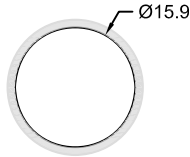
Find a ring that perfectly fits you or the person you are buying for. Then match the INSIDE circumference of the ring with the closest ring size.

All dimensions are in millimetres (mm).

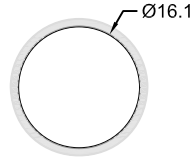
J<sup>1/2</sup>



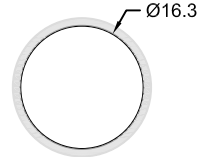
K



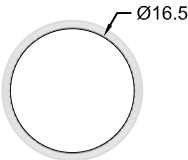
K<sup>1/2</sup>



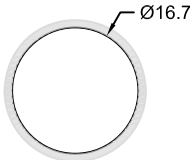
L



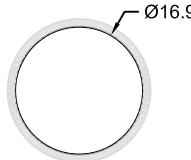
L<sup>1/2</sup>



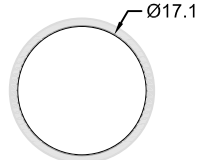
M



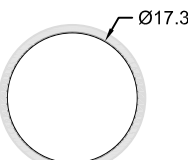
M<sup>1/2</sup>



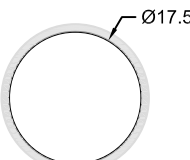
N



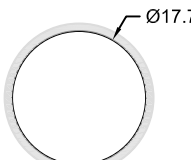
N<sup>1/2</sup>



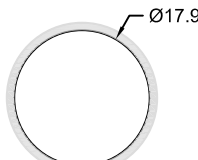
O



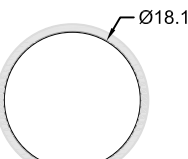
O<sup>1/2</sup>



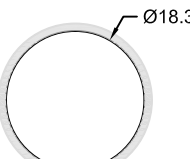
P



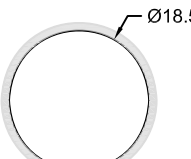
P<sup>1/2</sup>



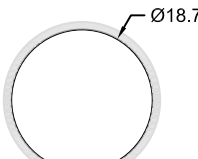
Q



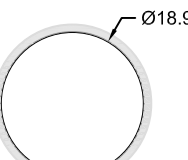
Q<sup>1/2</sup>



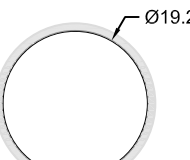
R



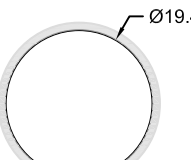
R<sup>1/2</sup>



S



S<sup>1/2</sup>



T

